


51

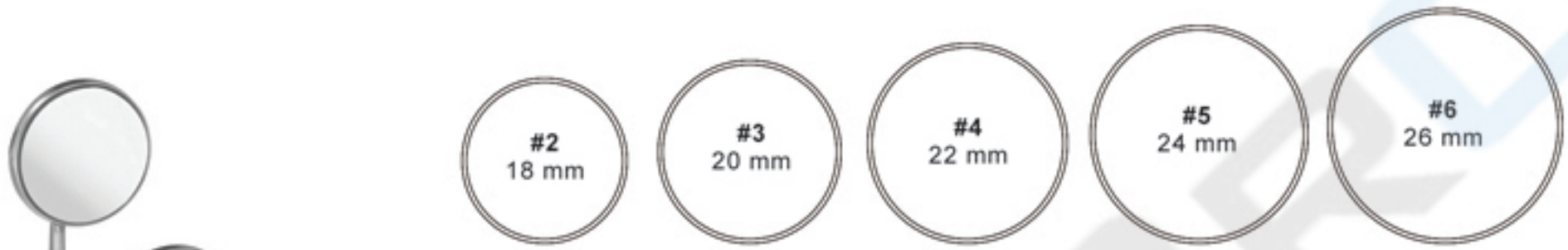
DIAGNOSTICS

PAGE 01 - 11



NAME OF QUALITY INSTRUMENTS

Mouth mirrors are used for indirect vision, retraction of lips cheeks, tongue and illumination of dark areas.



SINGLE-SIDED CONE SOCKET MIRRORS

Plane	51-101	51-102	51-103	51-104	51-105
Magnifying	51-106	51-107	51-108	51-109	51-110
Rhodium	51-111	51-112	51-113	51-114	51-115

(Front Surface)

SINGLE-SIDED SIMPLE STEM MIRRORS

Plane	51-116	51-117	51-118	51-119	51-120
Magnifying	51-121	51-122	51-123	51-124	51-125
Rhodium	51-126	51-127	51-128	51-129	51-130

(Front Surface)

DOUBLE-SIDED MOUTH MIRRORS

Mouth mirrors with two opposed reflecting rhodium front surface. Two mirror faces allows enhanced illumination & visibility in any position.



Micro mirror for highest requirements under the microscope.

Ø 3 mm 51-135
Ø 5 mm 51-136


MICRO MOUTH MIRRORS

Micro mouth mirrors with fixed handle





51-151



Cone Socket	51-152	51-153	51-154	51-155	51-156
Simple Stem	51-157	51-158	51-159	51-160	51-161



51-162



51-163



51-164



51-165



Set of 5
(available with any handle)

51-166



Fig. 3
51-171



Fig. 3A
51-172



Fig. 5
51-173



Fig. 6
51-174
6.5mm



Fig. 6A
51-175
12mm



Fig. 6L
51-176
9mm



Fig. 6XL
51-177
12.5mm



Fig. 8
51-178



Fig. 8A
51-179



Fig. 9
51-180



Fig. 10
51-181



Fig. 12
51-182



Fig. 17
51-183



Fig. 17A
51-184



Fig. 23
51-185

Shepherd's Hook



Fig. 54
51-186



A dental explorer is an instrument in dentistry commonly used during oral examination. Explorers are used for caries and calculus detection, exploration of pocket characteristics, furcations and restorations. The sharp point at the end of the explorer is also used to enhance tactile sensation. We offer explorer in various single end and double end patterns. All tips are made with high grade surgical stainless steel. Each tip is then hand sharpened and formed into its final shape by expert craftsman.



Nabers
Fig. 1N
51-187



Nabers
Fig. 2N
51-188



Fig. 5/6
51-189



Fig. 16/23
51-190



Fig. 6/23
51-191



Fig. 16/17
51-192



Fig. 17/23
51-193



Fig. 23/17A
51-194





Fig. UT 1/2
51-0210-UT1/2



Fig. UT 2/2
51-0210-UT2/2



Fig. 3CH/3CH
Cowhorn
51-0210-3CH/3CH



Fig. 6/3
51-0210-6/3



Fig. 16/3
51-0210-16/3



Fig. 2
51-0210-02



Fig. 2A
51-0210-02A



Fig. 3
51-0210-03

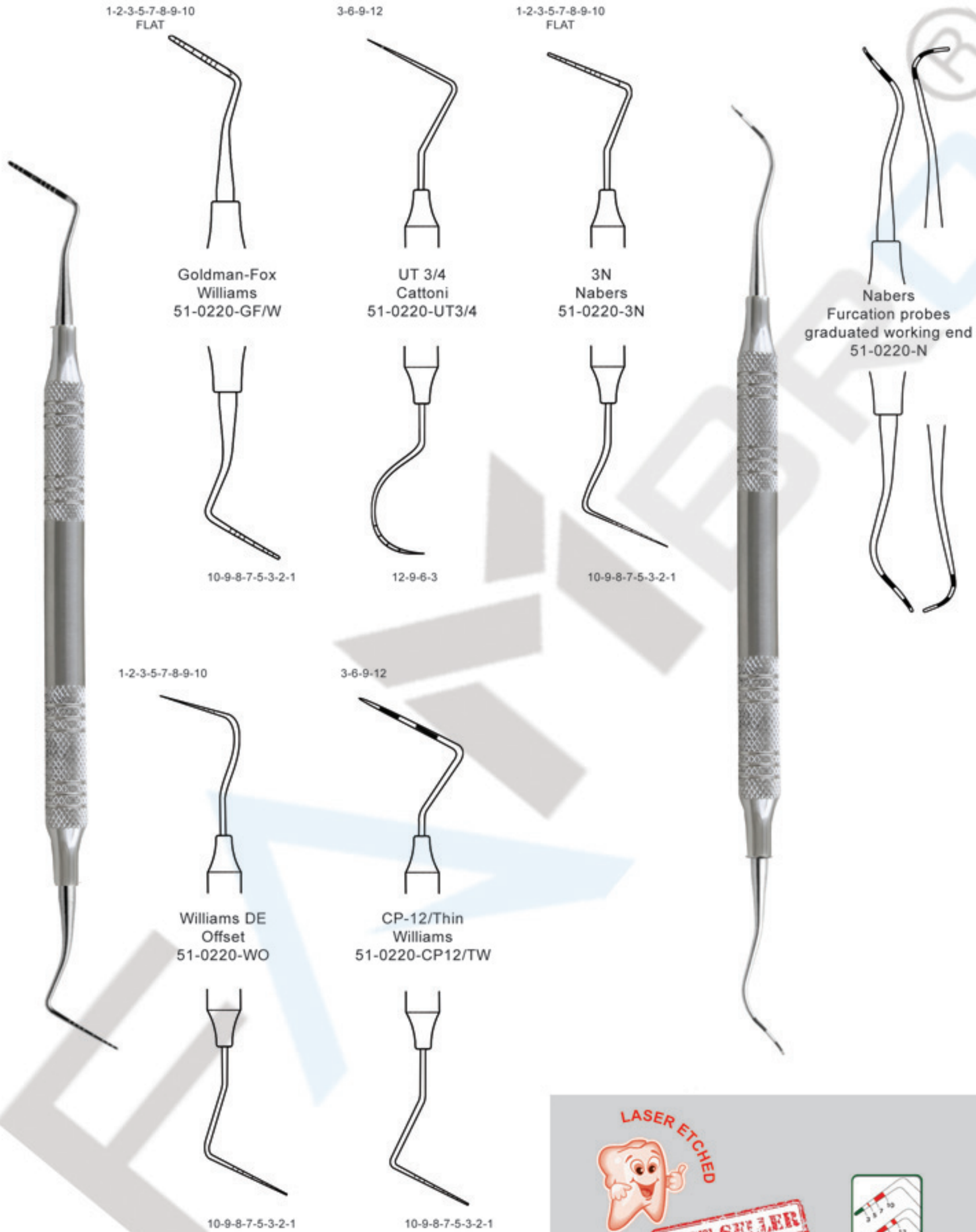




A periodontal probe is the most reliable instrument used to consistently determine the depth of periodontal pockets.

Periodontal probes vary in design and are distinguished by the millimeter markings that appear at varying intervals to determine pocket depth measurement.





LASER ETCHED

BEST SELLER



Laser System Marking. No more paint peeling off.

Expos combine an Explorer tip and a Probe tip into one easy to use double end instrument.



	Fig. UM/17 51-0225-UM/17	Fig. 17/W Williams 51-0225-17/W	Fig. 23/GF Goldman Fox 51-0225-23/GF	Fig. UM/23 51-0225-UM/23	Fig. 23/W Williams 51-0225-23/W
	3-6-8	1-2-3-5-7-8-9-10	1-2-3-5-7-8-9-10	3-6-8	1-2-3-5-7-8-9-10
	Fig. 3/W Williams 51-0225-3/W	Fig. 6/GF Goldman Fox 51-0225-6/GF	Fig. UM/6 51-0225-UM/6	Fig. 6/W Williams 51-0225-6/W	Fig. 17/GF Goldman Fox 51-0225-17/GF
	1-2-3-5-7-8-9-10	1-2-3-5-7-8-9-10	3-6-8	1-2-3-5-7-8-9-10	1-2-3-5-7-8-9-10



Fig. CP 11/23
51-0225-CP11/23



Fig. CP 12/23
51-0225-CP12/23



Fig. GF/3
51-0225-GF/3



Fig. UM/3
University of
Michigan
51-0225-UM/3



Fig. 23/CP UNC 15
51-0225-23/CP15



3-6-8-11



3-6-9-12



1-2-3-5-7-8-9-10



3-6-8



1-2-3-4-5-6-7-8-9-10-11-12-13-14-15



Fig. 17/CP UNC 15
51-0225-17/CP15



Fig. 6/CP UNC 15
51-0225-6/CP15



Fig. 3/CP UNC 15
51-0225-3/CP15



1-2-3-4-5-6-7-8-9-10-11-12-13-14-15



1-2-3-4-5-6-7-8-9-10-11-12-13-14-15



1-2-3-4-5-6-7-8-9-10-11-12-13-14-15

Explorer - Probe Combination

Expos combine an Explorer tip and a Probe tip into one easy to use double end instrument.

Excellent for dental examination and charting.

Dressing pliers are used to grasp or transfer materials in and out of the oral cavity.



London-College
15 cm/5 7/8"



51-0230-01
Fig. 1



51-0230-03
Fig. 3



51-0230-05
Fig. 5



London-College
15 cm/5 7/8"
with lock



51-0235-05
Fig. 5



51-0235-08
Fig. 8



Meriam
16 cm/6 2/8"



51-0240-01
Fig. 1



51-02401-05
Fig. 5



51-0241-05
Fig. 5



Flagg
16 cm/6 2/8"



51-0245-01
Fig. 1



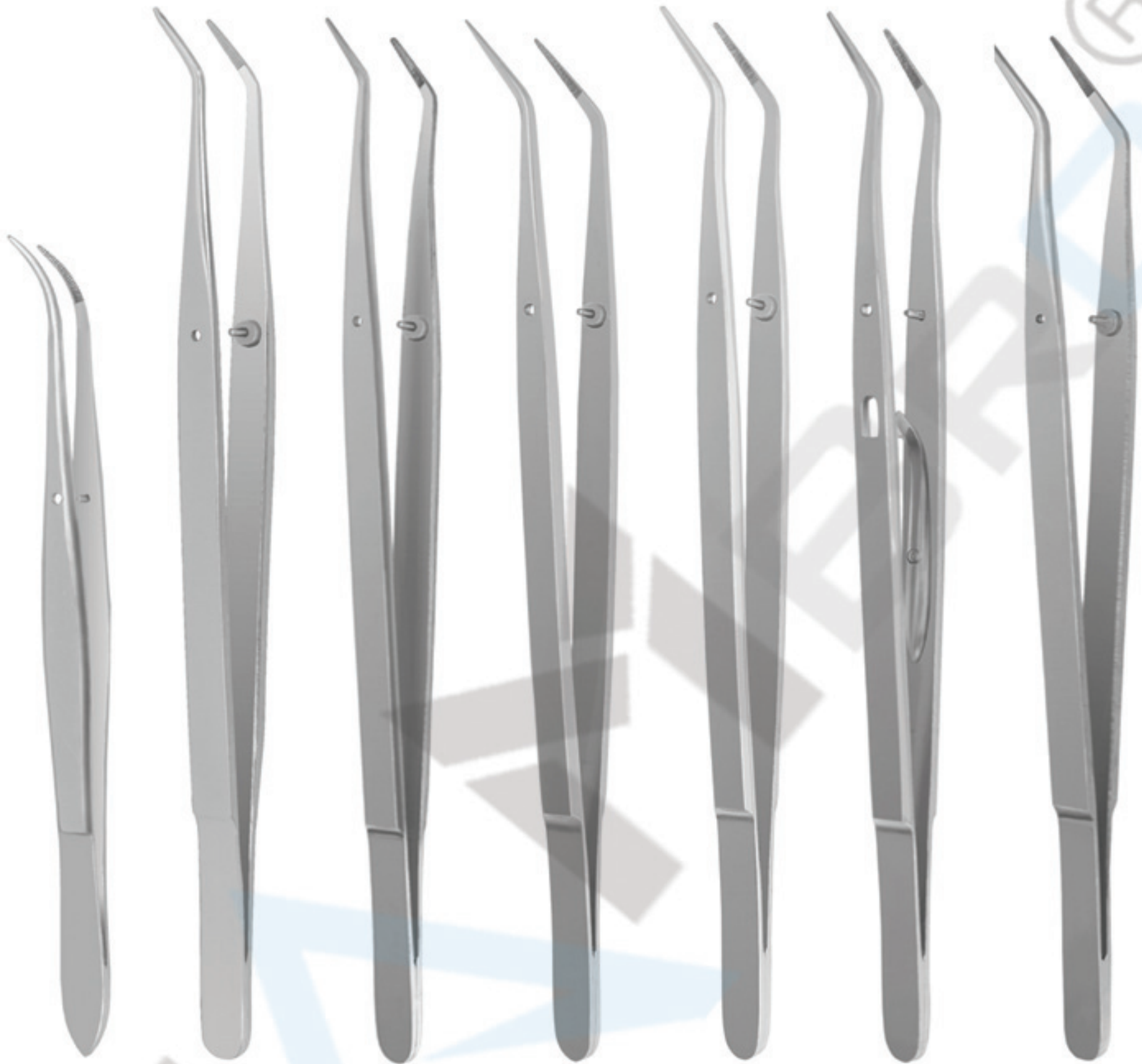
51-0245-02
Fig. 2



51-0245-03
Fig. 3



51-0245-04
Fig. 4



51-0250-01
Perry
Fig. 1

51-0255-02
College
Fig. 2


51-0260-03
Fig. 3

51-0265-17
Fig. 17

51-0270-18
Fig. 18

51-0275-18L
Fig. 18L
Locking

51-0280-19
Fig. 19



51-0285-05

Dressing Pliers - Set of 5 Pcs

Sets are available with any combination of dressing pliers.